




2014 Massachusetts School Report Card Overview COMMUNITY CHARTER SCHOOL OF CAMBRIDGE (04360305)

Community Charter School of Cambridge (District) Charter 245 Bent Street, Cambridge, MA 02141
 District (04360000)
 Caleb Hurst-Hiller, Principal
 Grades Served: 06,07,08,09,10,11,12
 Phone: 617.354.0047
 Website: <http://www.ccs.cambridge.org>

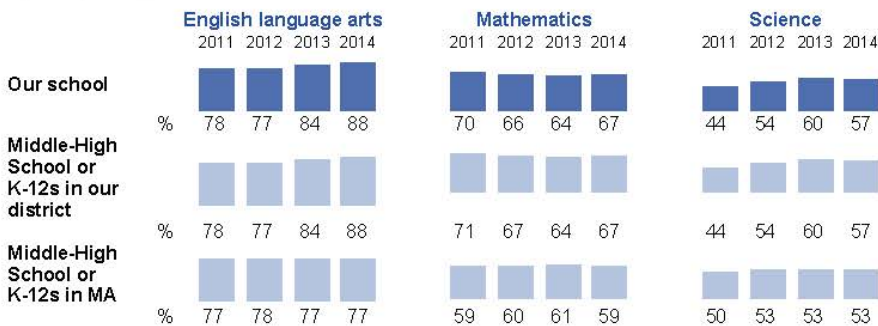
Report cards help parents/guardians and the general public see where schools and districts are succeeding and where there is still work to do. This report card overview answers important questions about our school's performance. For the full report card containing additional data contact the school's principal or visit the Massachusetts Department of Elementary and Secondary Education's website at <http://profiles.doe.mass.edu>. For more information about report card data, visit our [Profiles Help](#) page.

How is our school doing overall?

Accountability and assistance levels		School percentile										
Our school	Level 1 Meeting gap narrowing goals	School percentiles (1-99) indicate how a school is performing overall compared to other schools that serve the same or similar grades. Our school's percentile is below...  Lowest performing Highest performing										
Our district	Level 1 Meeting gap narrowing goals											
Most schools are assigned a level from 1-5, with those meeting their proficiency gap-narrowing goals in Level 1 and the lowest performing in Levels 4 and 5. A district is typically assigned a level based on the level of its lowest performing school. Placing schools and districts into levels helps districts know which schools need more support, and helps the state know which districts need the most assistance.		Overall progress in narrowing gaps Massachusetts aims to reduce proficiency gaps by half between 2011 and 2017.										
		<table border="0"> <tr> <td>All students</td> <td>Met Target</td> </tr> <tr> <td>High needs students</td> <td>Met Target</td> </tr> <tr> <td>Low income students</td> <td>Met Target</td> </tr> <tr> <td>Students with disabilities</td> <td>-</td> </tr> <tr> <td>English language learners & former ELLs</td> <td>-</td> </tr> </table>	All students	Met Target	High needs students	Met Target	Low income students	Met Target	Students with disabilities	-	English language learners & former ELLs	-
All students	Met Target											
High needs students	Met Target											
Low income students	Met Target											
Students with disabilities	-											
English language learners & former ELLs	-											
District determination of need for special education technical assistance or intervention <div style="text-align:center; background-color: green; color: white; padding: 5px; width: fit-content; margin: 0 auto;">Meets Requirements (MR)</div> Districts, including single school districts, are assigned a determination of need for special education technical assistance or intervention. These determinations, which are typically based on the district's accountability and assistance level, range from Meets Requirements (Level 1 districts) to Needs Substantial Intervention (Level 5 districts). The determination level, which incorporates compliance measures also, helps to identify whether the Department will require districts to take additional actions to support improved outcomes for all children, especially students with disabilities.												

How does our school's achievement over time compare to the district and the state?

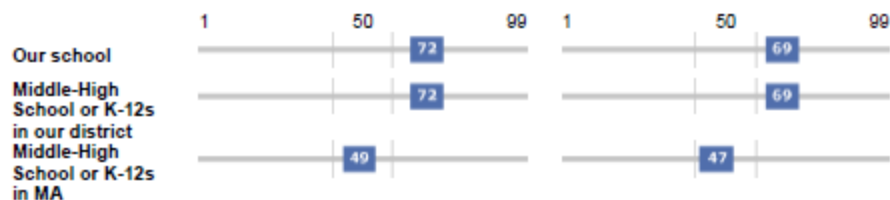
Percentage of students scoring proficient or above on Massachusetts Comprehensive Assessment System (MCAS), 2011-2014.



How does our school's growth compare to the district and the state?

Student Growth Percentiles (SGPs) measure gains in student achievement from year to year. SGPs between 40 and 60 represent moderate growth. Our school's median SGPs for 2014 are below. (Note: Growth values are truncated.)





How does our school's enrollment compare to the district and the state?

Total enrollment	Our school	Our district	Our state
	377	377	955,739
By high needs population	Our school # %	Middle-High School or K-12s in our district # %	Middle-High School or K-12s in MA # %
Low income students	194 51.5	194 51.5	21,416 41.0
Students with disabilities	73 19.4	73 19.4	7,952 15.2
English language learners	15 4.0	15 4.0	1,885 3.8

How do our school's teachers and classrooms compare to the district and the state?

General information	Our school	Middle-High School or K-12s in our district	Middle-High School or K-12s in MA
Teachers (#)	38.2	38.2	4,203.2
Core academic classes taught by highly qualified teachers (%)	100.0	100.0	93.1
Average class size (#)	-	-	-
Student : teacher ratio	9.9 to 1	9.9 to 1	12.4 to 1

How is our school doing on other important measures?

Attendance	Our school	Middle-High School or K-12s in our district	Middle-High School or K-12s in MA
Attendance rate (%)	94.9	94.9	94.4
Average days absent per student (#)	8.9	8.9	9.6
Discipline	Our school	Middle-High School or K-12s in our district	Middle-High School or K-12s in MA
2013 In-school suspension rate (%)	15.2	15.2	3.5
2013 Out-of-school suspension rate (%)	18.6	18.6	7.9
High school completion	Our school	Our district	Our state
2012 5-year graduation rate (%)	95.2	95.2	87.5
2013 4-year graduation rate (%)	88.2	88.2	85.0
2013 annual dropout rate (%)	0.0	0.0	2.2
2012 graduates attending institutions of higher education* (%)	87.0	87.0	75.6
2014 12th graders taking 1+ Advanced Placement courses (%)	58.8	58.8	35.6
2014 Advanced Placement tests with scores of 3 or higher (%)	34.7	34.7	68.4
2014 SAT average score - Reading	458	458	508
2014 SAT average score - Writing	477	477	499
2014 SAT average score - Math	525	525	523
2013 MassCore** - Completing a rigorous course of study (%)	100.0	100.0	70.2

*Postsecondary enrollment data includes any student enrolling in an institution of higher education within 16 months of earning a high school diploma

**MassCore: 4 years of English, math, & science, 3 years of history, 2 years of a foreign language, 1 year of arts & 5 additional "core" courses

To view our school's full report card, visit <http://profiles.doe.mass.edu>. For more information about report card data, visit our [Profiles Help](#) page.

Published by the Massachusetts Department of Elementary and Secondary Education